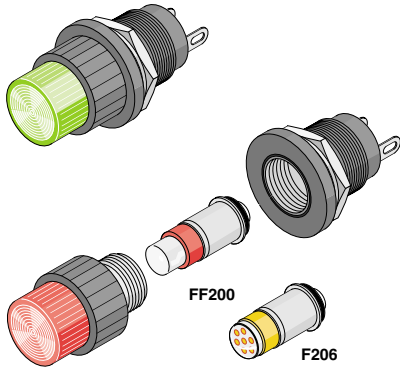




15/32" Relampable Panel LED Lamps

15/32" (11.7mm) Mtg. Dia. Front Mount with T1-3/4" Midget Flange LED

(Meets MIL Spec MIL-L-3661B)



Series

MFS470 = 1 Chip
MFS473 = 3 Chip
MFS476 = 6 Chip

MFS470 C R3K - 28V - BP

Options

BP = Bi-Polar (AC/DC)
(Black Bezel)

Lens

C = Tinted Clear
CW = Water Clear
TW = Milky White

LED Color

1 Chip (Super Intensity)

R3K = SP Red ●
O3K = SP Orange ●
Y3K = SP Yellow ●
IW2K = Inc White ○
W600 = C. White ○
G1K = UL. Green ●
AG6K = A. Green ●
B1K = SP. Blue ●

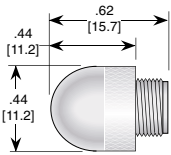
3/6 Chip (Std Intensity)

R7 = UL Red ●
R6 = HE Red ●
O6 = Orange ●
Y6 = Yellow ●
W6 = P. Yellow ●
LY6 = L. Yellow ●
G6 = HE Green ●
PG6 = P. Green ●

Std. Operating Voltage DC

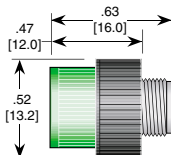
2Vf (Ext. Res. Rqd.)
3.5Vf (Ext. Res. Rqd.)
3.6V
5/6V
12/14V
24V
28V
AC
120VAC

Standard



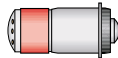
Lens Cap

LCD470-CX (Mil# LC12)
RM820-CX (RFI/EMI Shielded)



Lens Cap


LCF470



Lamp

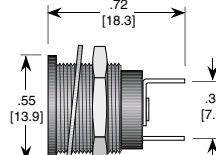
F203/F206
(3-Chip/6-Chip)

or



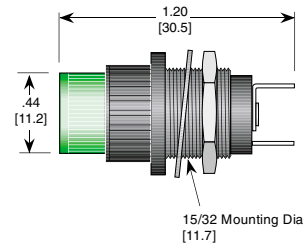
Lamp

FF200

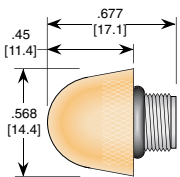


Holder

MFS470B (Mil# LH73/1)
RMM64Y0 (RFI/EMI Shielded)

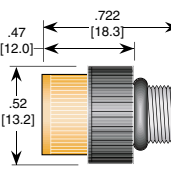


Watertight



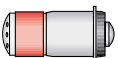
Lens Cap

LCD470W-CX
(Mil# LC35)



Lens Cap

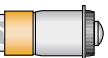
LCF470W



Lamp

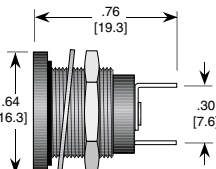
F203/F206
(3-Chip/6-Chip)

or



Lamp

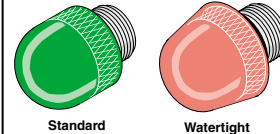
FF200



Holder

MFS470B-WP (Watertight)
(Mil# LH89/1)

Lens Cap



Lens Cap Part Number		Lens Type/Color
LCD470-CR	LCD470W-CR	Clear Red ●
LCD470-CA	LCD470W-CA	Clear Orange ●
LCD470-CY	LCD470W-CY	Clear Yellow ●
LCD470-CG	LCD470W-CG	Clear Green ●
LCD470-CW	LCD470W-CW	Water Clear ○
LCD470-DW	LCD470W-DW	Diff. White ○

T1-3/4 LED Lamps

Series

FF200 = 1 Chip
F203 = 3 Chip
F206 = 6 Chip

FF200 CR3K - 28V - BP

Options

BP = Bipolar (AC/DC)
AC = AC Only

1 Chip (Super Intensity)

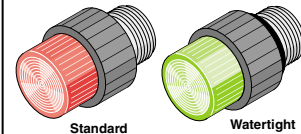
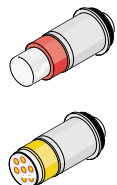
R3K = SP Red ●
O3K = SP Orange ●
Y3K = SP Yellow ●
IW2K = Inc White ○
W600 = C. White ○
G1K = UL. Green ●
AG6K = A. Green ●
B1K = SP. Blue ●

3/6 Chip (Std Intensity)

R7 = UL Red ●
R6 = HE Red ●
O6 = Orange ●
Y6 = Yellow ●
W6 = P. Yellow ●
LY6 = L. Yellow ●
G6 = HE Green ●
PG6 = P. Green ●

Std. Operating Voltage DC

2Vf (Ext. Res. Rqd.)
3.5Vf (Ext. Res. Rqd.)
3.6V
5/6V
12/14V
24V
28V
AC
120VAC



Lens Cap Part Number		Lens Type/Color
LCF470-CRF	LCF470W-CRF	Clear Red ●
LCF470-CAF	LCF470W-CAF	Clear Orange ●
LCF470-CYF	LCF470W-CYF	Clear Yellow ●
LCF470-CGF	LCF470W-CGF	Clear Green ●
LCF470-CWF	LCF470W-CWF	Water Clear ○
LCF470-TWF	LCF470W-TWF	Diff. White ○